

Religious Organizations in Canada

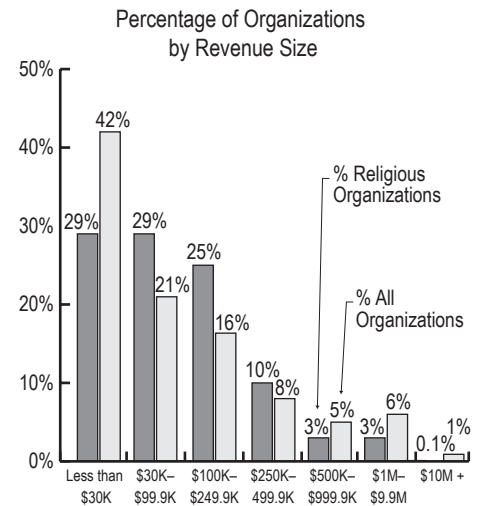


According to the 2003 National Survey of Nonprofit and Voluntary Organizations (NSNVO), Canada has almost 31,000 Religious organizations, which account for 19% of the nation's 161,000 nonprofit and voluntary organizations. Religious organizations are the second most common type of nonprofit and voluntary organization in the country. They report total annual revenues of \$6.8^E billion — 6% of the \$112 billion total annual revenues for all organizations.

organizations in Canada are registered charities, but fully 94% of Religious organizations have charitable status. This is the highest proportion in the nonprofit and voluntary sector. Charitable status allows organizations to issue tax receipts for donations and to access foundation funding, which by law is restricted to registered charities.

Revenue Size

In terms of annual revenues, Religious organizations tend to be mid-sized. Almost two-thirds (64%) report annual revenues between \$30,000 and \$499,999, compared to fewer than half (45%) of all nonprofit and voluntary organizations. Only 29% of Religious organizations have annual revenues under \$30,000 (compared to 42% of



all organizations) and only 6% have revenues of \$500,000 or more (compared to 12% of all organizations).

Legal Status

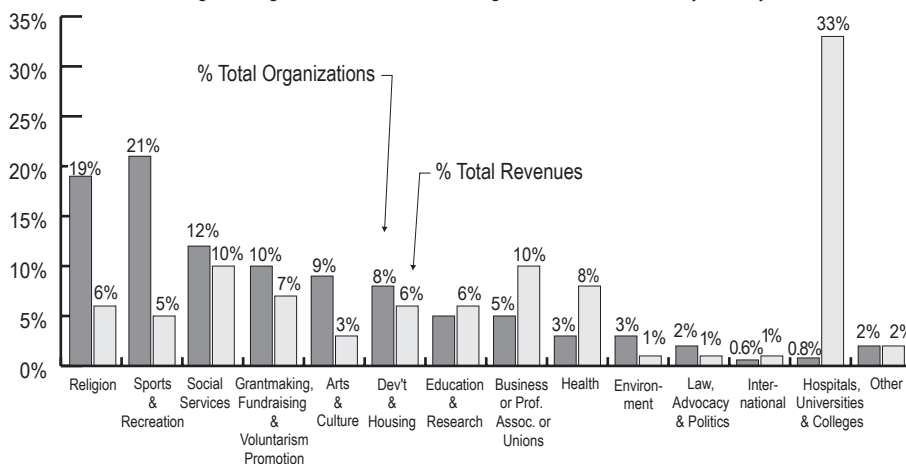
Religious organizations are far more likely than nonprofit and voluntary organizations in general to be registered charities. Just over half (56%) of all nonprofit and voluntary

Revenue Sources

Religious organizations receive more of their revenues in the form of gifts and donations, and less from government and earned income, than is the case in the sector as a whole. In fact, gifts and donations account for almost two-thirds (64%^E) of the revenues of Religious organizations. Most of this money comes from individual donations. The second most important source of revenue for Religious organizations is earned income (24%). Only 8%^E of their revenues come from government.

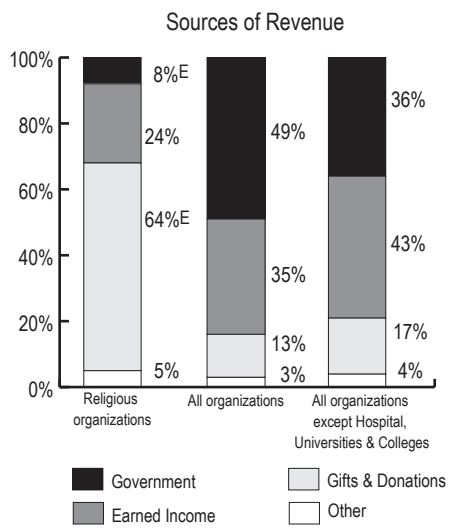
The revenue profile of Religious organizations is distinct from all

Percentage of Organizations and Percentage of Total Revenues by Activity Area



^E = Sample size limitations affect the reliability of this estimate.

Religious Organizations in Canada



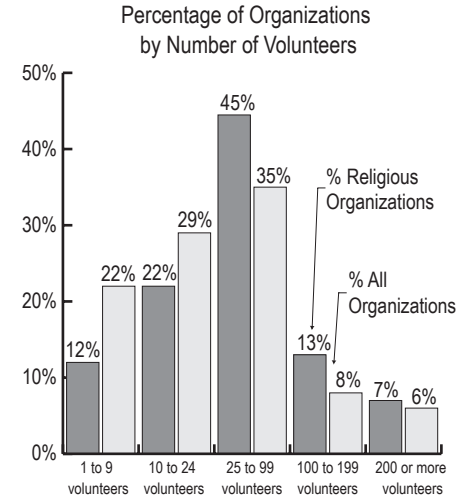
nonprofit and voluntary organizations, which receive 49% of their revenues from government, 35% from earned income, and only 13% from gifts and donations. It is also distinct from the sector excluding Hospitals, Universities and Colleges, which receives 36% of its revenues from government, 43% from earned income, and 17% from gifts and donations.

Volunteers

Collectively, Religious organizations report engaging more than 2 million volunteers. This amounts to 11% of all volunteers in the nonprofit and voluntary sector — less than one might expect given that Religious

organizations account for 19% of all organizations.

Religious organizations are more likely than other types of organizations to have mid-sized and large volunteer complements. For example, almost two-thirds (65%) of Religious organizations have 25 or more volunteers, compared to fewer than half (49%) of all organizations.




Employees

Approximately 109,000^E people are employed by Canadian Religious organizations. This accounts for about 5%^E of paid staff in the nonprofit and voluntary sector. The vast majority of

these employees hold permanent positions (84%^E) and work full-time (65%^E).

Religious organizations are more likely than nonprofit and voluntary organizations in general to have paid staff. Sixty-five percent of Religious organizations have paid staff, compared to only 46% of all organizations. However, Religious organizations do not generally have large staff complements. More than half (51%) of Religious organizations have between 1 and 4 staff members' compared to 26% of all organizations. Only 2% have 25 or more staff members, compared to 6% of all organizations.



^E= Sample size limitations affect the reliability of this estimate.

The National Survey of Nonprofit and Voluntary Organizations (NSNVO) was conducted by a consortium of organizations consisting of Imagine Canada (formerly the Canadian Centre for Philanthropy), l'Alliance de recherche universités-communautés en économie sociale à l'Université du Québec à Montréal, the Canada West Foundation, the Canadian Council on Social Development, the Capacity Development Network at the University of Victoria, the Community Services Council of Newfoundland and Labrador, the Voluntary and Non-profit Sector Organization of Manitoba, Queen's University School of Policy Studies, and Statistics Canada.

A summary of the survey findings may be found in *Cornerstones of Community: Highlights of the National Survey of Nonprofit and Voluntary Organizations*, available at www.nonprofitscan.ca.



Imagine Canada
 425 University Avenue, Suite 900
 Toronto, ON M5G 1T6
 Tel.: (416) 597-2293
 Toll free: 1-800-263-1178
 Fax: (416) 597-2294
 Email: info@imaginecanada.ca

Funded by the Government of Canada through the Voluntary Sector Initiative.