

The Nonprofit and Voluntary Sector in Canada



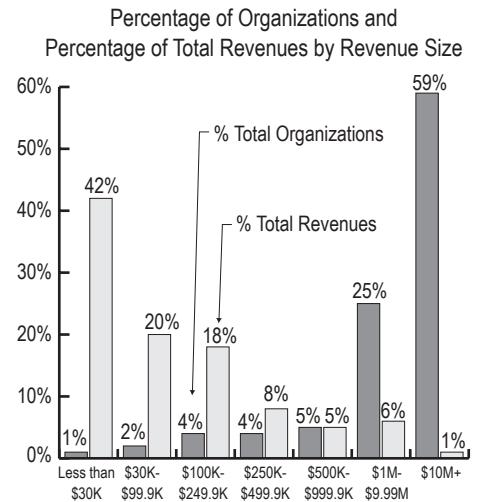
According to the 2003 National Survey of Nonprofit and Voluntary Organizations (NSNVO), there are approximately 161,000 nonprofit and voluntary organizations in Canada. Collectively, these organizations report annual revenues of \$112 billion and employ over 2 million people. When Hospitals, Universities and Colleges are excluded, the sector has \$75 billion in annual revenues and 1.3 million employees.

Canada's nonprofit and voluntary organizations report a total volunteer complement of 19 million people. These volunteers collectively contribute more than 2 billion hours of volunteer time per year, which is the equivalent of approximately 1 million full-time jobs. Organizations also report some 139 million memberships, an average of approximately 4 memberships per Canadian.

and Colleges account for less than 1% of organizations, they account for one-third (33%) of total revenues.

Revenue Size

Most revenues are concentrated among a comparatively small number of very large organizations. Although just 1% of organizations report annual revenues of \$10 million or more, these organizations account for well over half (59%) of total revenues in the sector. In contrast, the 42% of organizations with annual revenues less than \$30,000 collectively account for just 1% of total revenues.



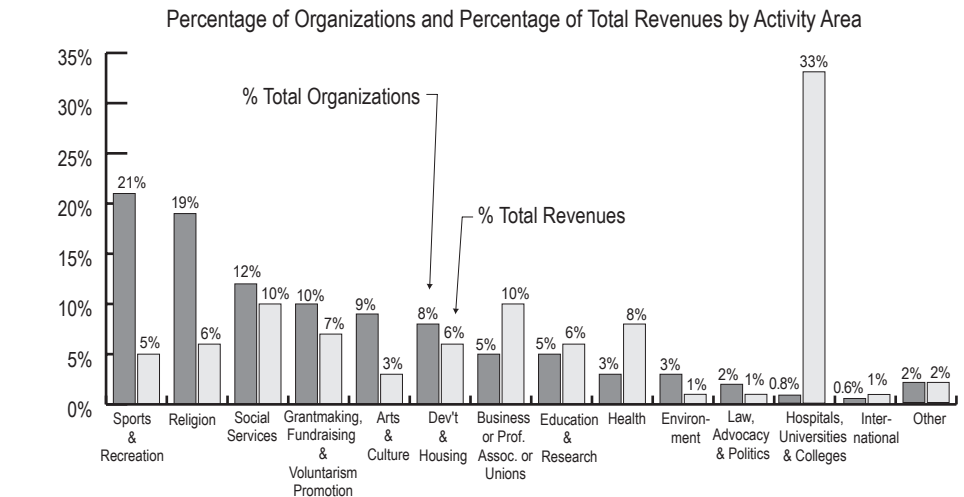
Canada's nonprofit and voluntary organizations. Just over one third (35%) of total revenues comes from earned income, 13% comes from gifts and donations, and the balance (3%) comes from other sources. When Hospitals, Universities and Colleges are excluded, this picture changes considerably. In this scenario, 36% of revenues

Revenue Sources

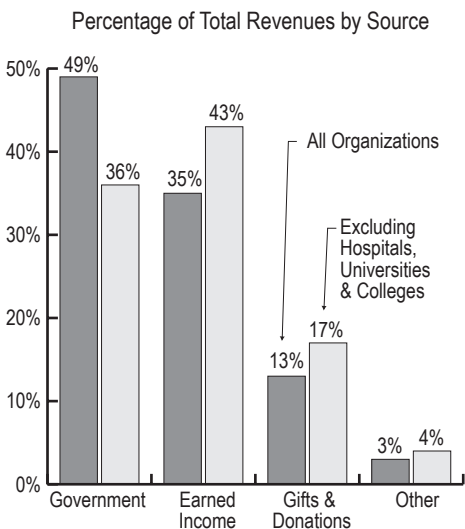
Revenues from government account for 49% of total revenues reported by

Activity Area

Sports and Recreation organizations are the most common type of organization in Canada, accounting for 21% of all organizations. Religious organizations are the next most common at 19%. Other common types are Social Services (12%), Grantmaking, Fundraising and Voluntarism Promotion (10%), and Arts and Culture (9%). Although Hospitals, Universities



The Nonprofit and Voluntary Sector in Canada

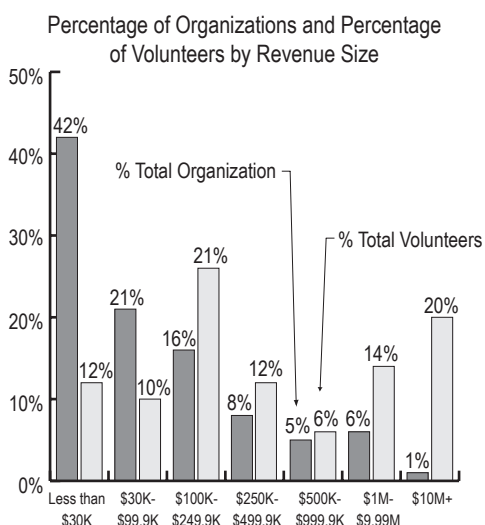


come from government, 43% from earned income, 17% from gifts and donations, and 4% from other sources.

Volunteers

Virtually all of Canada's nonprofit and voluntary organizations rely on volunteers to some degree, and more than half (54%) rely solely on volunteers as they have no paid staff. Of the 19 million volunteers reported by organizations, 7% serve on boards of directors, while the remaining 93% are engaged in non-board roles such as helping to deliver programs and services, or fundraising.

Volunteers tend to be concentrated among larger nonprofit and voluntary organizations. Less than one quarter (22%) of all volunteers serve the 63% of organizations that have annual revenues under \$100,000. In comparison, 20% of volunteers serve the 1% of organizations with annual revenues of \$10 million or more.

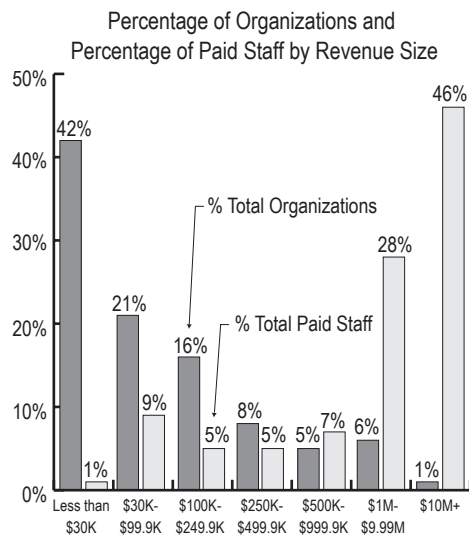


Employees

Fewer than half (46%) of Canada's nonprofit and voluntary organizations have paid staff. Collectively, these organizations employ approximately

2 million people (1.3 million when Hospitals, Universities and Colleges are excluded). Over half (56%, or 1.1 million people) of these employees work full-time and almost two-thirds (65%, or 1.3 million people) hold permanent positions.

Paid staff are heavily concentrated among large organizations. Nearly half (46%) of all paid staff positions in the nonprofit and voluntary sector are with the 1% of organizations that have annual revenues of \$10 million or more. Conversely, the 42% of organizations with annual revenues under \$30,000 employ just 1% of paid staff.



The National Survey of Nonprofit and Voluntary Organizations (NSNVO) was conducted by a consortium of organizations consisting of Imagine Canada (formerly the Canadian Centre for Philanthropy), l'Alliance de recherche universités-communautés en économie sociale à l'Université du Québec à Montréal, the Canada West Foundation, the Canadian Council on Social Development, the Capacity Development Network at the University of Victoria, the Community Services Council of Newfoundland and Labrador, the Voluntary and Non-profit Sector Organization of Manitoba, Queen's University School of Policy Studies, and Statistics Canada.

A summary of the survey findings may be found in *Cornerstones of Community: Highlights of the National Survey of Nonprofit and Voluntary Organizations*, available at www.nonprofitscan.ca.



Imagine Canada
 425 University Avenue, Suite 900
 Toronto, ON M5G 1T6
 Tel.: (416) 597-2293
 Toll free: 1-800-263-1178
 Fax: (416) 597-2294
 Email: info@imaginecanada.ca

Funded by the Government of Canada through the Voluntary Sector Initiative.